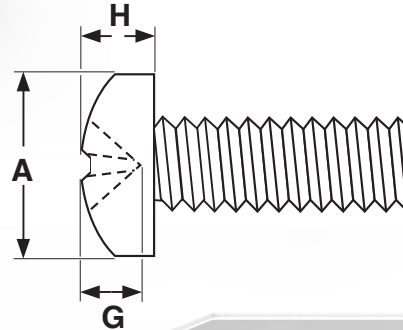
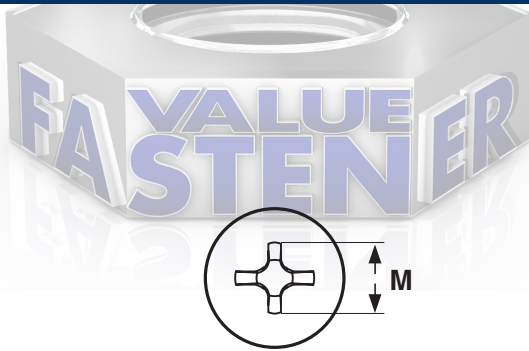


**MACHINE SCREWS** Steel JIS B1111  
Small Pan Head



METRIC - JIS-B1111 SMALL PAN HEAD PHILLIPS MACHINE SCREW										JIS-B1111
Nominal Size	Thread Pitch	A		H		M	G		Phillips Driver Size	
		Head Diameter		Height of Head		Recess Diameter	Recess Gauge Penetration			
		Max	Min	Max	Min	Ref	Max	Min		
M3	0.5	5.5	5.0	2.15	1.85	3.6	1.43	0.86	2	
M4	0.7	7.0	6.5	2.75	2.45	4.2	2.03	1.45	2	
M5	0.8	9.0	8.4	3.45	3.15	4.9	2.73	2.14	2	
M6	1	10.5	9.8	4.1	3.7	6.3	2.86	2.26	3	

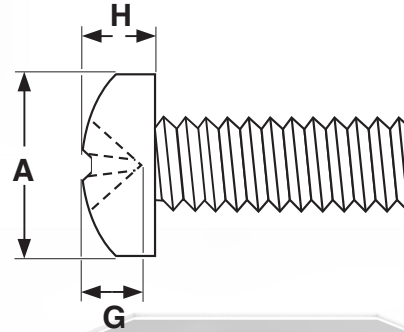
  

Tolerance on Length	Nominal Diameter	Nominal Screw Length				
		4mm or under	Over 4mm to 10mm	Over 10mm to 20mm	Over 20mm to 40mm	Over 40mm
		M3 and M4	-	-0.6	-0.6	-0.8
M5 and M6	-	-0.8	-1	-1	-1	

<b>Description</b>	A pan head, straight shank fastener with a metric thread pitch designed to go through a hole or nut that is pre-tapped to form a mating thread for the screw. The height and diameter of the pan head are between 5 and 20% smaller than a standard pan head.
<b>Applications/ Advantages</b>	The "Small Pan" head machine screw per JIS-B1111 is a preferred design for use in small electronic components where there is limited clearance area. The M3 and M4 diameters also meet the requirements of SN 213307 Cheese head screws.
<b>Material</b>	Class 4.8 machine screws shall be made from a carbon steel, partially or fully annealed as required, which conforms to the following chemical composition-- <b>Carbon:</b> 0.55% maximum; <b>Phosphorus:</b> 0.05% maximum; <b>Sulfur:</b> 0.06% maximum.
<b>Hardness</b>	Rockwell B 71 - 99.5 (Vickers HV 130 - 250)
<b>Tensile Strength</b>	420 N/mm <sup>2</sup> minimum
<b>Plating</b>	Parts are typically provided with a clear zinc finish.

**Stainless JIS B1111  
Small Pan Head**

**MACHINE SCREWS**



METRIC - JIS-B1111 SMALL PAN HEAD PHILLIPS MACHINE SCREW									JIS-B1111
Nominal Size	Thread Pitch	A		H		M	G		Phillips Driver Size
		Head Diameter		Height of Head		Recess Diameter	Recess Gauge Penetration		
		Max	Min	Max	Min	Ref	Max	Min	
M3	0.5	5.5	5.0	2.15	1.85	3.6	1.43	0.86	2
M4	0.7	7.0	6.5	2.75	2.45	4.2	2.03	1.45	2
M5	0.8	9.0	8.4	3.45	3.15	4.9	2.73	2.14	2
M6	1	10.5	9.8	4.1	3.7	6.3	2.86	2.26	3

Tolerance on Length	Nominal Diameter	Nominal Screw Length				
		4mm or under	Over 4mm to 10mm	Over 10mm to 20mm	Over 20mm to 40mm	Over 40mm
		M3 and M4	-	-0.6	-0.6	-0.8
M5 and M6	-	-0.8	-1	-1	-1	

<b>Description</b>	A pan head, straight shank fastener with a metric thread pitch designed to go through a hole or nut that is pre-tapped to form a mating thread for the screw. The height and diameter of the pan head are between 5 and 20% smaller than a standard pan head.
<b>Applications/ Advantages</b>	Used in applications requiring resistance to corrosive environments. The "Small Pan" head machine screw per JIS-B1111 is a preferred design for use in small electronic components where there is limited clearance area. The M3 and M4 diameters also meet the requirements of SN 213307 Cheese head screws.
<b>Material</b>	A2 Stainless Steel
<b>Hardness</b>	-
<b>Tensile Strength</b>	72,500 psi. minimum
<b>Plating</b>	Stainless machine screws are usually supplied without any additional finish.