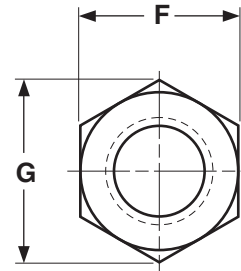



NUTS

HEX COUPLING

Dimensional Information



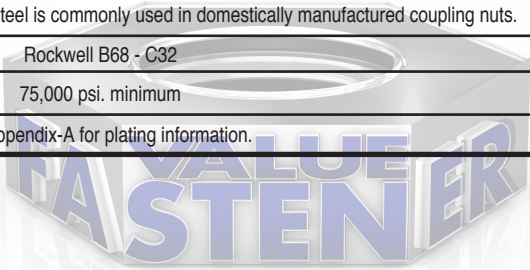
HEX COUPLING NUTS										Coupling Nut Supply
Nominal Size and Threads per Inch	Basic Major Diameter of Thread	F			G		H			
		Width Across Flats			Width Across Corners		Length			
		Basic	Max	Min	Max	Min	Basic	Max	Min	
4-40	0.1120	5/16	0.312	0.302	0.361	0.344	7/16	0.448	0.408	
6-32	0.1380	5/16	0.312	0.302	0.361	0.344	1/2	0.510	0.470	
8-32	0.1640	5/16	0.312	0.302	0.361	0.344	5/8	0.64	0.61	
8-32	0.1640	3/8	0.375	0.365	0.433	0.416	5/8	0.64	0.61	
10-24	0.1900	5/16	0.312	0.302	0.361	0.344	3/4	0.76	0.74	
10-24	0.1900	3/8	0.375	0.365	0.433	0.416	3/4	0.76	0.74	
10-32	0.1900	5/16	0.312	0.302	0.361	0.344	3/4	0.76	0.74	
10-32	0.1900	3/8	0.375	0.365	0.433	0.416	3/4	0.76	0.74	
1/4-20	0.2500	3/8	0.375	0.365	0.433	0.416	7/8	0.89	0.86	
1/4-20	0.2500	7/16	0.438	0.428	0.505	0.488	7/8	0.89	0.86	
1/4-20	0.2500	7/16	0.438	0.428	0.505	0.488	1-1/2	1.51	1.48	
1/4-20	0.2500	7/16	0.438	0.428	0.505	0.488	1-3/4	1.76	1.73	
1/4-28	0.2500	3/8	0.375	0.365	0.433	0.416	7/8	0.89	0.86	
5/16-18	0.3125	7/16	0.438	0.428	0.505	0.488	7/8	0.89	0.86	
5/16-18	0.3125	1/2	0.500	0.489	0.577	0.557	7/8	0.89	0.86	
5/16-18	0.3125	1/2	0.500	0.489	0.577	0.557	1-1/8	1.13	1.11	
5/16-18	0.3125	1/2	0.500	0.489	0.577	0.557	1-3/4	1.76	1.69	
5/16-24	0.3125	7/16	0.438	0.428	0.505	0.488	7/8	0.89	0.86	
3/8-16	0.3750	1/2	0.500	0.489	0.577	0.557	1-1/8	1.13	1.11	
3/8-16	0.3750	1/2	0.500	0.489	0.577	0.557	1-3/8	1.39	1.34	
3/8-16	0.3750	9/16	0.562	0.551	0.650	0.628	1-3/4	1.76	1.69	
3/8-16	0.3750	5/8	0.625	0.613	0.722	0.698	1-3/4	1.76	1.73	
3/8-24	0.3750	1/2	0.500	0.489	0.577	0.557	1-1/8	1.13	1.11	
1/2-13	0.5000	5/8	0.625	0.613	0.722	0.698	1-1/4	1.26	1.24	
1/2-13	0.5000	11/16	0.688	0.663	0.794	0.756	1-3/4	1.76	1.73	
1/2-13	0.5000	3/4	0.750	0.728	0.866	0.830	1-3/4	1.76	1.73	
1/2-20	0.5000	5/8	0.625	0.613	0.722	0.698	1-1/4	1.26	1.24	
5/8-11	0.6250	13/16	0.813	0.782	0.939	0.891	1-7/8	1.89	1.86	
5/8-11	0.6250	13/16	0.813	0.782	0.939	0.891	2-1/8	2.14	2.10	
5/8-11	0.6250	13/16	0.813	0.782	0.939	0.891	3	3.03	2.97	
5/8-18	0.6250	13/16	0.813	0.782	0.939	0.891	2-1/8	2.14	2.10	
3/4-10	0.7500	1	1.000	0.963	1.155	1.097	2-1/4	2.27	2.22	
3/4-10	0.7500	1	1.000	0.963	1.155	1.097	3	3.03	2.97	
3/4-16	0.7500	1	1.000	0.963	1.155	1.097	2-1/4	2.26	2.19	
7/8-9	0.8750	1-1/4	1.250	1.212	1.443	1.382	2-1/2	2.53	2.47	
1-8	1.0000	1-1/4	1.250	1.212	1.443	1.382	2-1/2	2.53	2.47	
1-8	1.0000	1-3/8	1.375	1.325	1.588	1.511	2-3/4	2.78	2.72	

Steel & Stainless Steel **HEX COUPLING**




LOW CARBON

Description	A double chamfered hex nut available in various widths and lengths. The length of the nut is greater than 2.5D where D equals the basic major thread diameter. Also referred to as rod couplings.
Applications/ Advantages	Used to join two externally threaded parts of equal thread diameter and pitch, often two pieces of threaded rod.
Material	1010 - 1018 or equivalent steel. 12L14 steel is commonly used in domestically manufactured coupling nuts.
Hardness	Rockwell B68 - C32
Proof Load	75,000 psi. minimum
Plating	See Appendix-A for plating information.



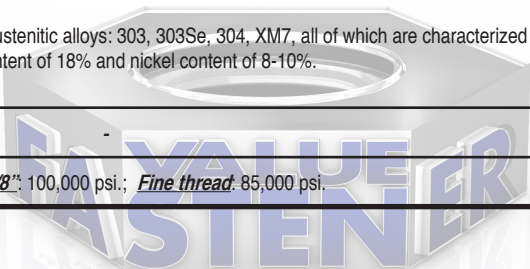
GRADE-5

Description	A double chamfered hex nut available in various widths and lengths. The length of the nut is greater than 2.5D where D equals the basic major thread diameter. Also referred to as rod couplings.
Applications/ Advantages	Used to join two externally threaded parts of equal thread diameter and pitch, often two pieces of grade-5 threaded rod.
Material	AISI 1008 - 1026 or equivalent steel
Hardness	Rockwell C32 maximum
Proof Load	<i>1/4 through 1 in. Coarse thread:</i> 120,000 psi.; <i>Fine thread:</i> 109,000 psi.
Plating	See Appendix-A for plating information.



STAINLESS STEEL, 18-8

Description	A double chamfered hex nut available in various widths and lengths. The length of the nut is greater than 2.5D where D equals the basic major thread diameter. Also referred to as rod couplings.
Applications/ Advantages	Used to join two externally threaded parts of equal thread diameter and pitch, often two pieces of stainless steel threaded rod.
Material	18-8: Nuts shall be made from one of the following austenitic alloys: 303, 303Se, 304, XM7, all of which are characterized as having a chromium content of 18% and nickel content of 8-10%.
Hardness	-
Proof Load	<i>1/4 through 5/8":</i> 100,000 psi.; <i>Fine thread:</i> 85,000 psi.



NOTE: There is no single standard for coupling nut dimensions. Those listed on these two pages are offered as a guide; deviations from these specifications may occur.